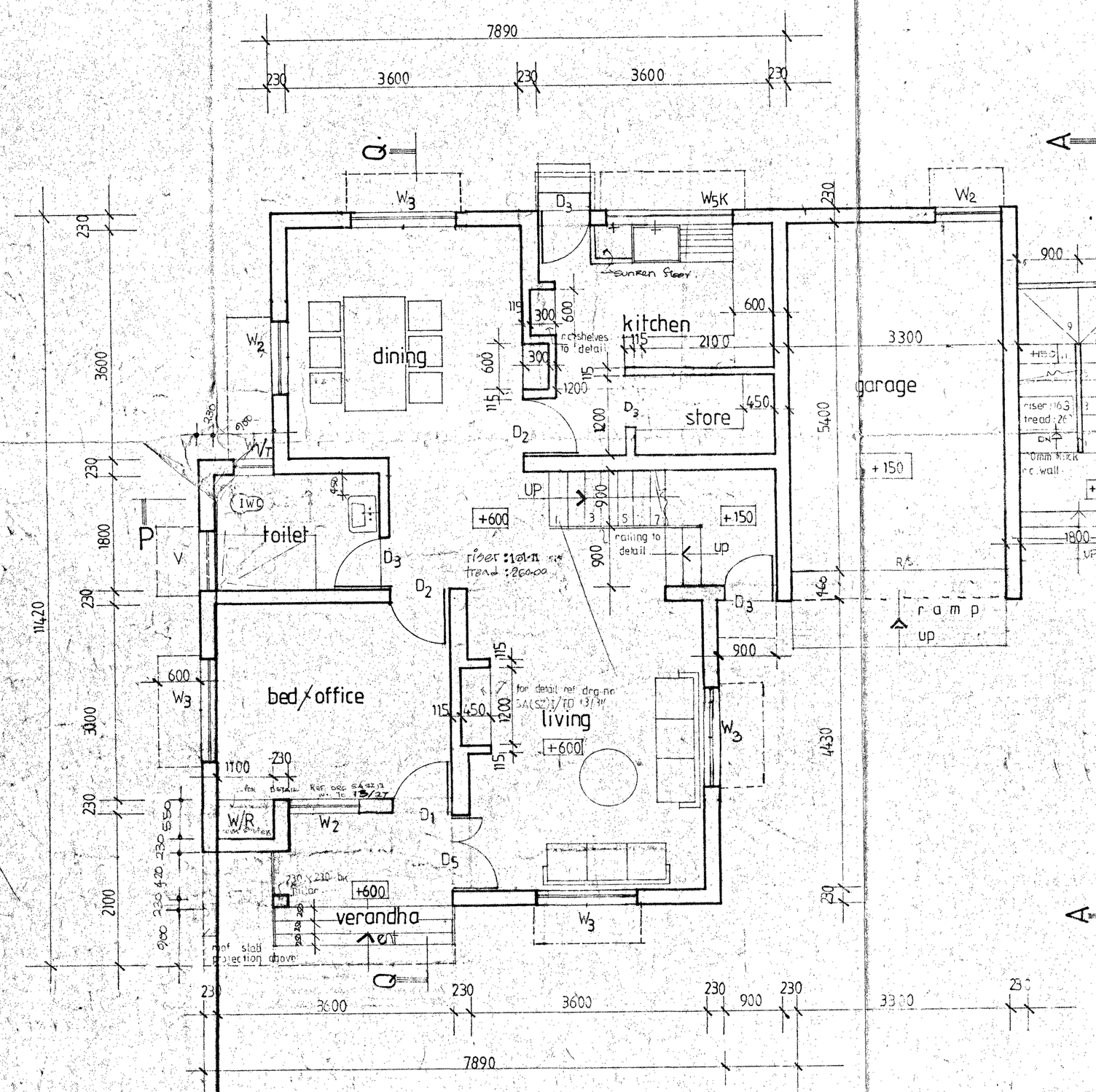

ground floor plan

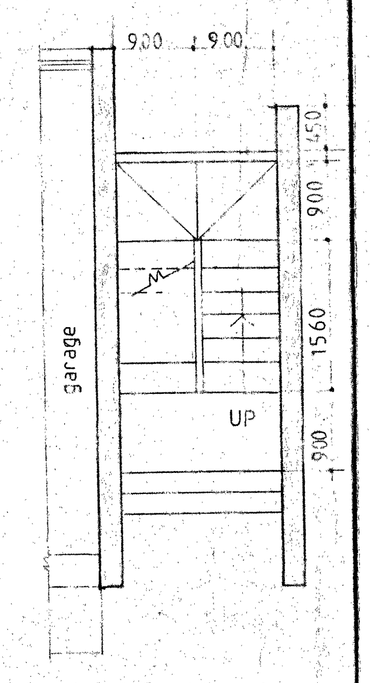

ground floor plan of servants staircase
(incase of single qrs)

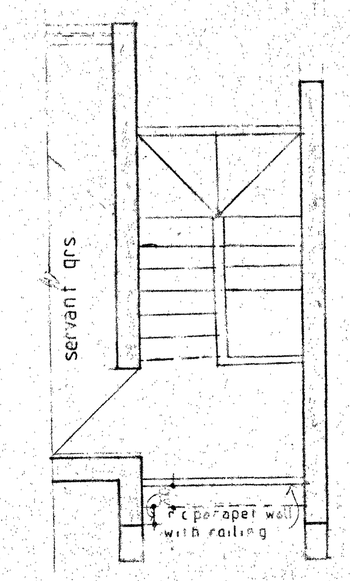

first floor plan

schedule of joinery

sl no.	type	size	description
1	D_5	1200X 2100	w.frame with w.ply flush door
2	D_2	900 X2100	w.frame with novateak particle board shutters.
3	D_1	1000 X 2100	w.frame with w.pty flush door
4	D_3	800 X 2100	wooden door with B.W.P kitply panel.
~~5~~	~~W_5~~	~~1957 X 1500~~	~~W. glazed window~~
6	W_3	1517 X 1500	"
7	W_1/T	576 X 1100	"
8	W_2	1016 X 1500	"
9	V	900 X 900	W. glazed ventilator partly fixed partly louvered
10	W_5K	1957 X 1100	W. glazed window (with sill)
11	W_2K	1016 X 1100	"
12	R/S	3300 x 2100	Rolling Shutter

area statement

plinth area for one unit.
(G+1) 141.08 sq.m. (1518 sq.ft)

garage area provided 20.68 sq.m (222.57 sq.ft)

servant qtrs area provided 18.58 sq.m. (200 sq.ft)

stair area provided for servant qtrs : 6.04 sq.m (65 sq.ft)

mmd
ehs.

Recd. on 18.4.92 Vide Lr. No. SA(SZ)I/
...7.2... Dt. 9.10.92 From - SA(SZ)I/mds

ref

for joinery detail ref drg no SA(SZ)I/TD 13/30

Rev no 1 dt 20.9.89
kitchen has been revised ref drg no SA(SZ)I/TD 13/31

Rev no 2 : dt 2.4.90
store rm door position has changed.

Rev no 3 dt 3.2.92
Floor to floor height has been revised as 2900 from 3000 & window W_5 deleted.

Rev no 4 dt 24.6.92
Alternate detail at servants staircase (incase of single qrs) added.

C P W D	SENIOR ARCHITECT (SZ)I MADRAS 140, marshalls road, Egmore, madras - 600 008 DRG NO SA(SZ)I :TD 13/25 rev : 4
scale : 1:50	general pool residential accommodation for type V (G+1) duplex type 230mm thk bk wall block of two qtrs.
date :31.7.89	
dealt : s.jnaki.	
file no :	ground floor plan

S. Ramesh deputy architect	D.V.S. Sinha architect	C.F.B. Jesudian senior architect	chief architect